

MOTORS WITH POWER UP TO 850 W

P SERIES - Non reversible

WATT: 640 / CONSUMPTION: 950 NI/1'

Data sheet

P4D



1. Cylindrical keyed shaft
2. Grip zone
3. Air inlet
4. Air exhaust

Technical specification

| | |
|--------------------------|---------|
| Right rotation - Model | P4D |
| Right rotation - Code | 8711138 |
| Speed rpm - No-load | 500 |
| Speed rpm - at Max Power | 260 |
| Torque Nm - at Max Power | 23,2 |
| Torque Nm - Stall Torque | 32,0 |

Form features

The normal delivery condition: cylindrical shaft and body as shown in the photo.

Optional:

Shaft

- threaded - indication /AF (left rotation excluded - subject to checks for reversible)

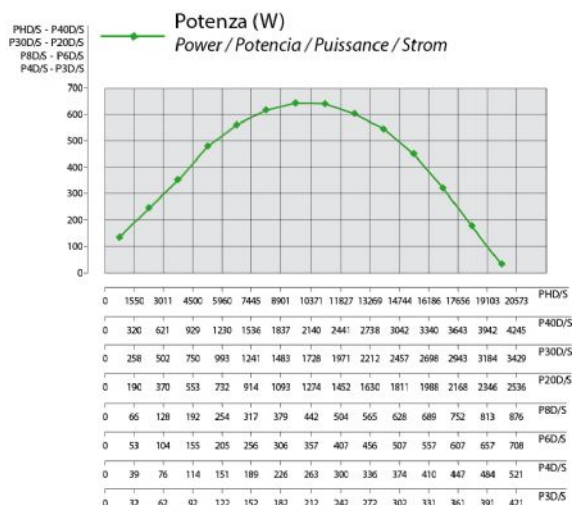
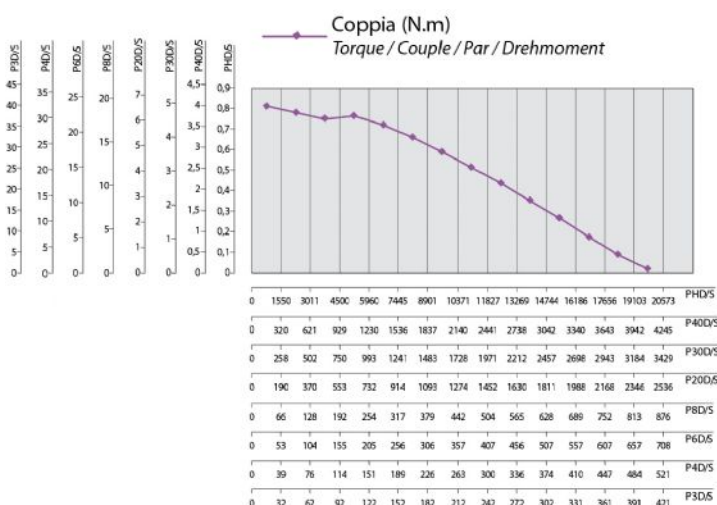
- conical - indication /AC

- with collets - indication /AP

Body

- with diamond flange coupling

Characteristic curves



MOTORS WITH POWER UP TO 850 W

P SERIES - Non reversible

WATT: 640 / CONSUMPTION: 950 NI/1'

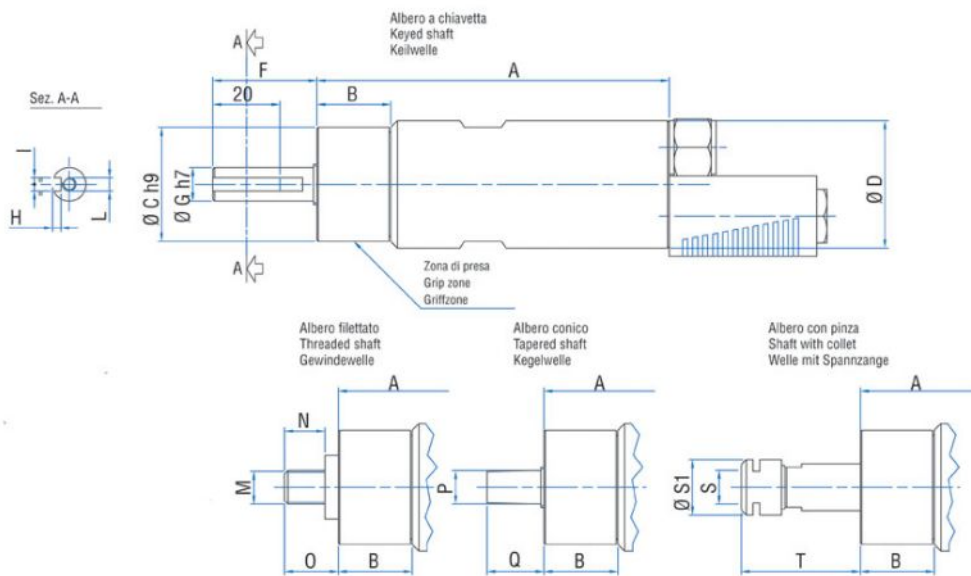
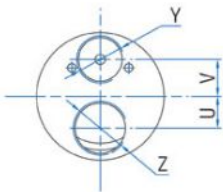
Data sheet
P4D

Permissible radial and axial loads

| Model | Code | Fr (N) | Fa (N) | Co (N) |
|-------|---------|--------|--------|--------|
| P4D | 8711138 | 2050 | 2350 | 4750 |

Overall dimensions

Serie P Non reversibili
Series Non-reversible
Serie Nicht umsteuerbar



| Model | Code | A | B | C | D | F | G | H | I | L | M | N | O | P | Q | S | S |
|-------|---------|-----|----|----|----|------|----|---|---|----|------------|----|------|-----|----|------|---|
| P4D | 8711138 | 154 | 59 | 48 | 50 | 31,5 | 14 | 3 | 5 | M6 | 1/2"x20UNF | 16 | 20,5 | B12 | 26 | ER16 | 2 |