

# MOTORS WITH POWER UP TO 850 W

P SERIES - Non reversible

WATT: 640 / CONSUMPTION: 950 NI/1'

Data sheet  
**P40S**



1. Cylindrical keyed shaft
2. Grip zone
3. Air inlet
4. Air exhaust

## Technical specification

|                          |         |
|--------------------------|---------|
| Left rotation - Model    | P40S    |
| Left rotation - Code     | 8721132 |
| Speed rpm - No-load      | 4200    |
| Speed rpm - at Max Power | 2100    |
| Torque Nm - at Max Power | 2,8     |
| Torque Nm - Stall Torque | 3,9     |

## Form features

The normal delivery condition: cylindrical shaft and body as shown in the photo.

Optional:

Shaft

- threaded - indication /AF (left rotation excluded - subject to checks for reversible)

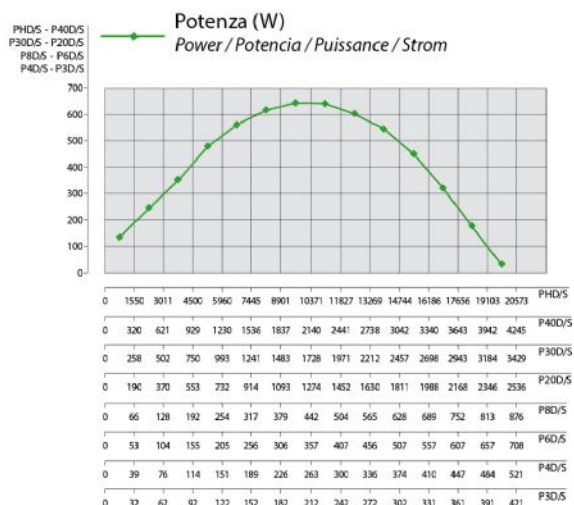
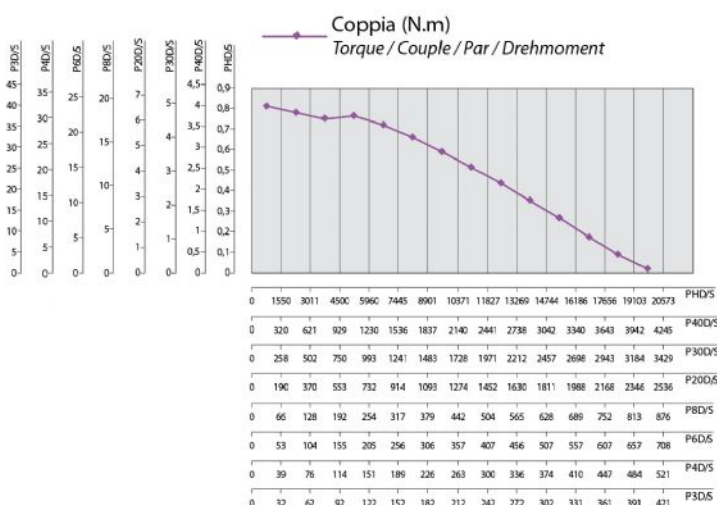
- conical - indication /AC

- with collets - indication /AP

Body

- with diamond flange coupling

## Characteristic curves



# MOTORS WITH POWER UP TO 850 W

P SERIES - Non reversible

WATT: 640 / CONSUMPTION: 950 NI/1'

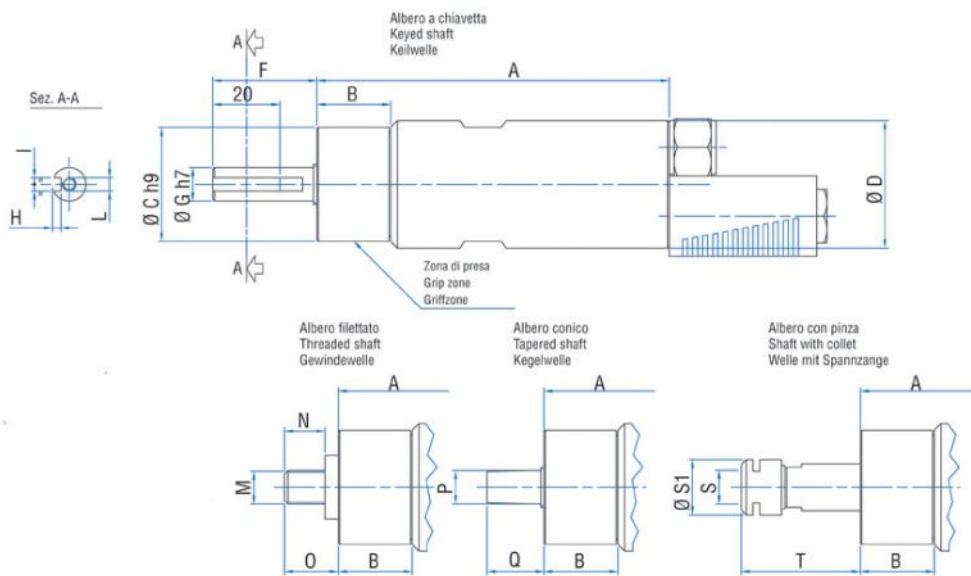
Data sheet  
**P40S**

## Permissible radial and axial loads

| Model | Code    | Fr (N) | Fa (N) | Co (N) |
|-------|---------|--------|--------|--------|
| P40S  | 8721132 | 2050   | 2350   | 4750   |

## Overall dimensions

Serie P Non reversibili  
Series Non-reversible  
Serie Nicht umsteuerbar



| Model | Code    | A   | B  | C  | D  | F    | G  | H | I | L  | M          | N  | O    | P   | Q  | S    | S |
|-------|---------|-----|----|----|----|------|----|---|---|----|------------|----|------|-----|----|------|---|
| P40S  | 8721132 | 126 | 31 | 48 | 50 | 31,5 | 14 | 3 | 5 | M6 | 1/2"x20UNF | 16 | 20,5 | B12 | 26 | ER16 | 2 |